

Look out  
**First Grade**  
here I come!

NO PREP

Printables for the summer before 1<sup>st</sup>  
Grade

By: The Big Apple Teacher



# Terms of Use!

I hope you enjoy using this pack with your students. Please buy an extra license if you would like to share with colleagues.

I LOVE YOUR feedback!

ALL WORK COPYRIGHT the Big Apple Teacher 2014

follow me:

TPT: [teacherspayteachers.com/store/meredith-flynn-265](https://www.teacherspayteachers.com/store/meredith-flynn-265)

BLOG: [thebigappleteacher.blogspot.com](http://thebigappleteacher.blogspot.com)

facebook: [facebook.com/thebigappleteacher](https://www.facebook.com/thebigappleteacher)

Instagram: @thebigappleteacher



Many thanks to...

Scrappin doodles  
Meredith Anderson - Momgineer  
Alma Almazan  
Teacher Gems  
And...










Look out  
**First Grade**  
here I come!

My Summer First Grade  
Readiness Packet

Name: \_\_\_\_\_



# I can match digraphs!







Ph

Sh

Wh

Ch

# I can match digraphs!





Th

Sh

Wh

Ch

# I can match digraphs!



Th




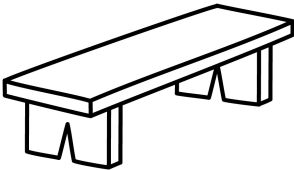
Sh

Wh

Ch



# I can match digraphs!


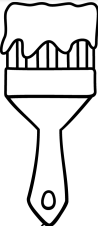


Th

Sh

Ck

Ch

# I can match digraphs!





Th

Sh

Ck

Ck

# I can match Blends!





S k

T r

C l

B l

# I can match Blends!

Cr





Bl

Sw

Br



# I can match Blends!



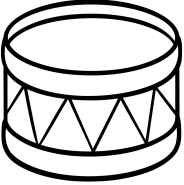
Dr

Cr



St

Tr


I can fill in the Blend!




\_\_\_\_\_um




\_\_\_\_\_y



\_\_\_\_\_ake



\_\_\_\_\_og



\_\_\_\_\_onge

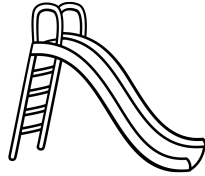



\_\_\_\_\_ed


I can fill in the blend!




\_\_\_\_\_uit



\_\_\_\_\_ide



\_\_\_\_\_ile



\_\_\_\_\_ider

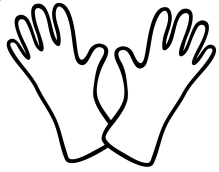


\_\_\_\_\_ant





\_\_\_\_\_oom

I can fill in the blend!




\_\_\_\_oves



\_\_\_\_ail



\_\_\_\_amp



\_\_\_\_ane



\_\_\_\_esent




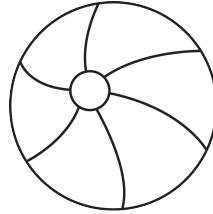
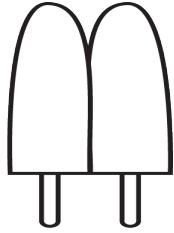
\_\_\_\_apes




# I can Read Sentences!

Circle the picture that matches the sentence.




I like playing with the beach ball!



I saw a crab at the beach.




Look at my sand castle!




# I can Read Sentences!

Circle the picture that matches the sentence.


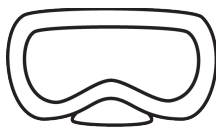

I wear my sunglasses at the pool.



I eat ice cream with my mom.



The sun was hot today!



# Fill in the Sight Words!

I, and, is, the, to.

1. \_\_\_\_\_ like cherry ice.
2. I go \_\_\_\_\_ the park.
3. I go on \_\_\_\_\_ slide.
4. I went with my mom  
\_\_\_\_\_ my brother.
5. Where \_\_\_\_\_ the pool?

# Circle The Sight Words!

my, you, said, was, the, I.

My mom said we were  
going to the beach. We  
got in the car. The car  
was packed with my toys.

I forgot to bring my  
sandals! When we got  
there, the sand was so  
hot! My feet were  
burning! Mom said I  
should have worn my  
sandals.



# Sight Word Search!

i p p c g t k a w k  
t h a t x w h n d z  
d l j p m b t e q u  
f x a a w j n k u g  
x o b q n k c o t z  
k h r x n d y w u k  
c t w d k l c n a d  
t b n t i h a y f s  
r z z l w y p f d v  
n e g p x b y v n l

and  
for  
that


the  
was  
you

# Sight Word Search!

j j n m i b b x h n  
z w m y i t y m g e  
a h e g o f h v u g  
v n n n c g n a c e  
s z o h h h e t a a  
w f i t z h t s q e  
u s i b w s w h o y  
i w u r o t r l d u  
i t m g y y x p m x  
o h p y h q c b g a

big not  
but one  
can with  
his

# The Park






Joseph went to the park on Saturday.  
He likes to play on the slide. He saw  
friends. He was happy.

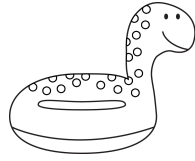
Who went to the park?

Where did Nickolas go?

What does he like to do there?



# The Pool Party



Isabella went to a pool party with her mom. They drank lemonade and ate ice pops.

Who went to the party?

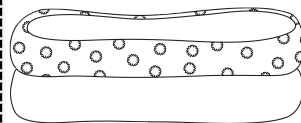
Where did Isabella go?

What did they drink?

Lemonade






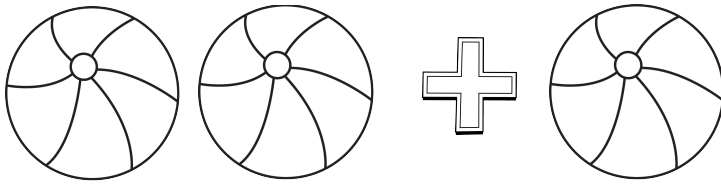
Pool



Isabella



# I can add!



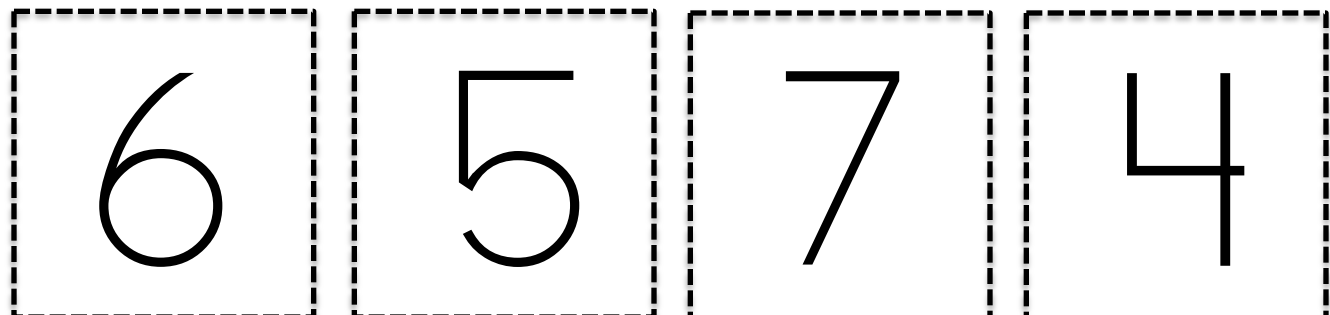
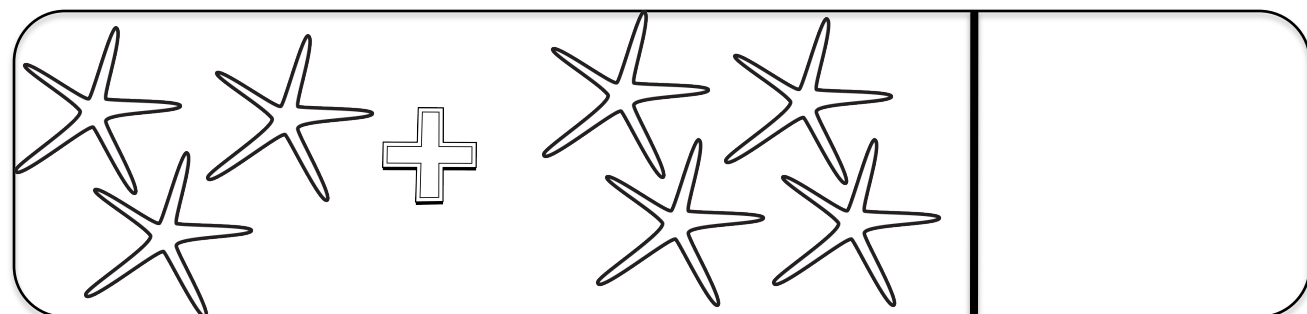

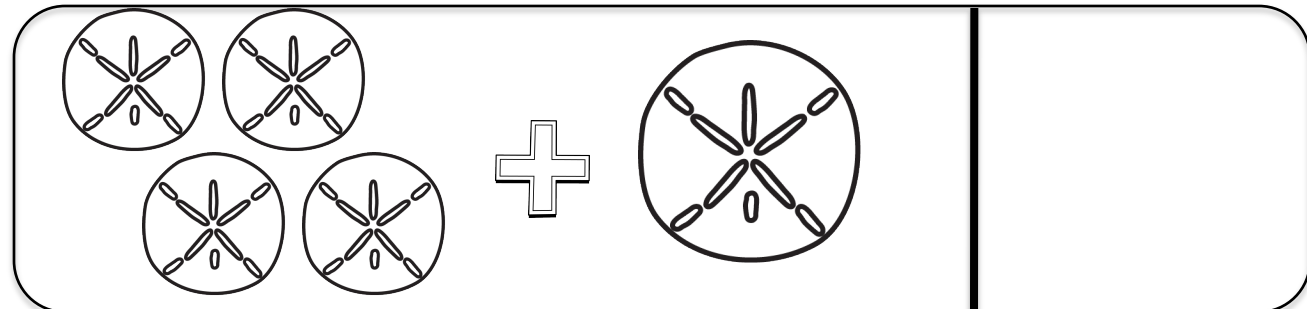
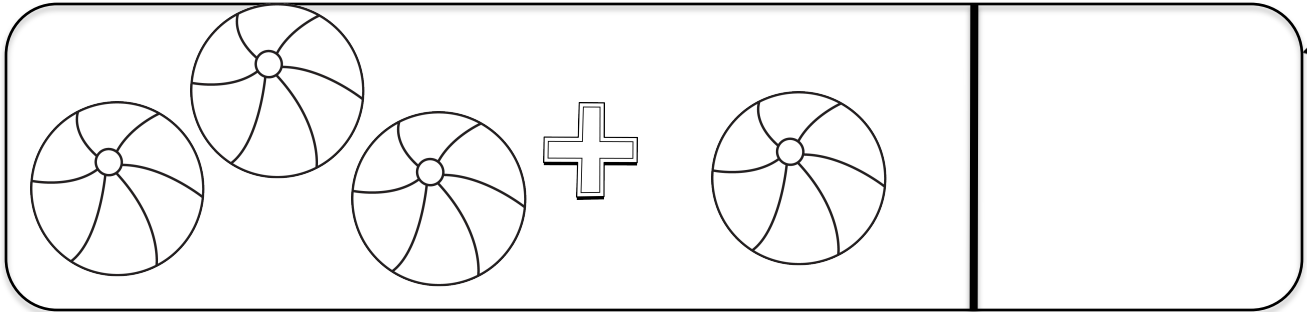
2

5

3

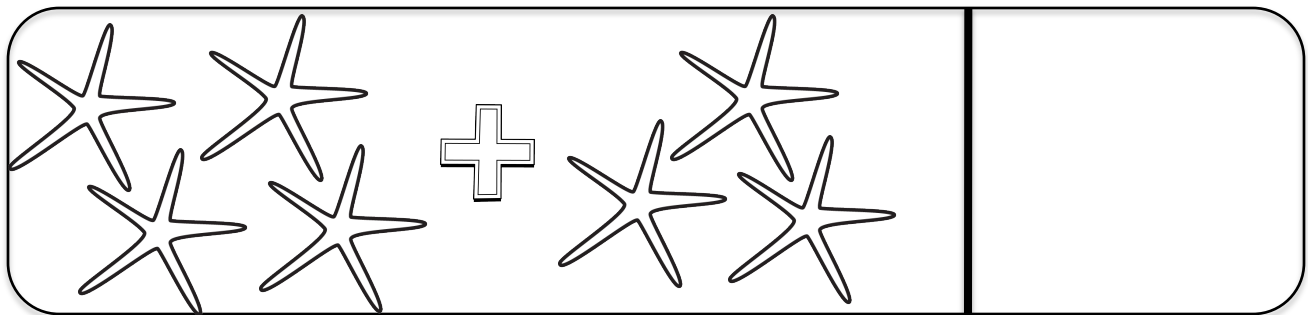

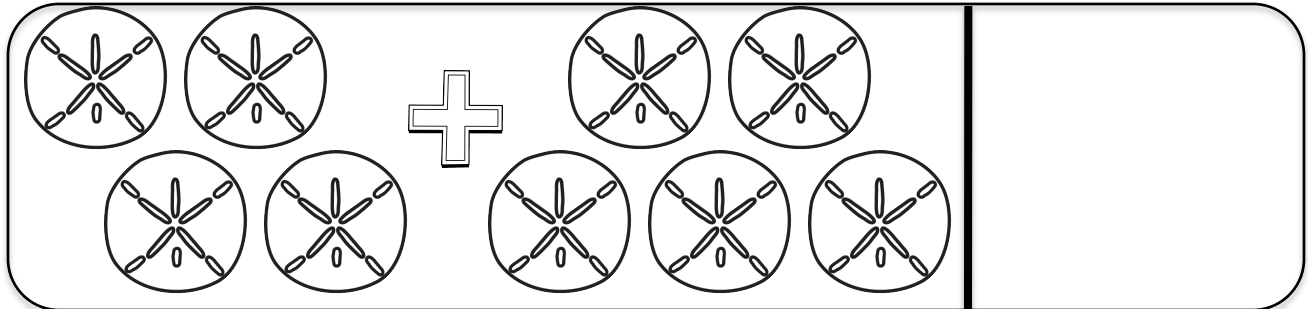
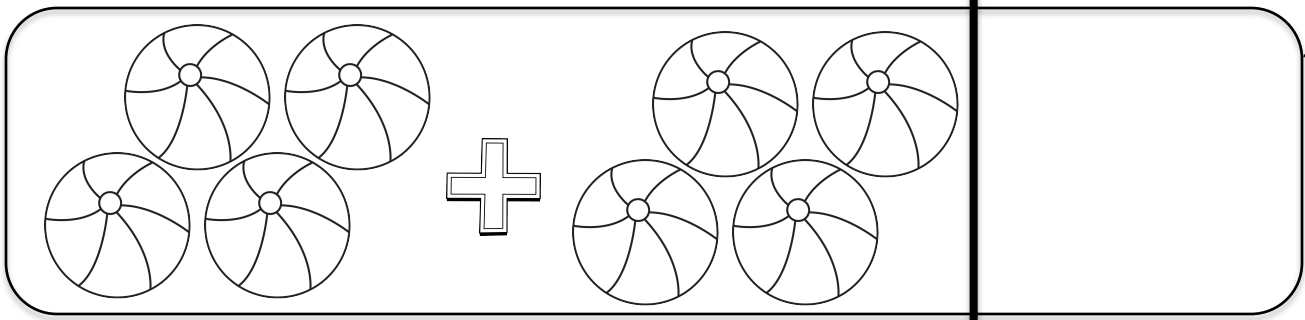
4

# I can add!





# I can add!



9

8

7

10

# Color by Number

6

7

9

8

10

Red

Blue

Green

Yellow

Brown

$4 + 4$

$2 + 8$

$1 + 9$

$6 + 2$

$5 + 2$

$4 + 3$

$3 + 3$

$3 + 6$

$8 + 0$

$6 + 1$

$1 + 7$

$5 + 3$

$4 + 2$

$7 + 0$

$8 + 1$

$2 + 4$

$3 + 4$

$5 + 4$

$10 + 0$

$7 + 3$

# Color by Number

16

17

18

19

20


Red

Blue

Green

Yellow

Orange



# Color by Number

5

3

4

2

1

Red

Blue

Green

Yellow

Orange

5-2

7-5

4-2

3-1

2-0

2-0

4-2

3-1

2-0

6-3

9-6

8-3

I Can Add within 10!

$$\begin{array}{r} 2 \\ + 4 \\ \hline \end{array}$$

$$\begin{array}{r} 8 \\ + 1 \\ \hline \end{array}$$

$$\begin{array}{r} 8 \\ + 1 \\ \hline \end{array}$$

$$\begin{array}{r} 1 \\ + 1 \\ \hline \end{array}$$


$$\begin{array}{r} 3 \\ + 4 \\ \hline \end{array}$$

$$\begin{array}{r} 6 \\ + 4 \\ \hline \end{array}$$

$$\begin{array}{r} 1 \\ + 7 \\ \hline \end{array}$$

$$\begin{array}{r} 10 \\ + 0 \\ \hline \end{array}$$

$$\begin{array}{r} 4 \\ + 5 \\ \hline \end{array}$$




I Can Subtract  
within 10!

$$\begin{array}{r} 7 \\ - 1 \\ \hline \end{array}$$

$$\begin{array}{r} 5 \\ - 2 \\ \hline \end{array}$$

$$\begin{array}{r} 4 \\ - 4 \\ \hline \end{array}$$

$$\begin{array}{r} 4 \\ - 2 \\ \hline \end{array}$$



$$\begin{array}{r} 9 \\ - 4 \\ \hline \end{array}$$

$$\begin{array}{r} 8 \\ - 1 \\ \hline \end{array}$$

$$\begin{array}{r} 7 \\ - 4 \\ \hline \end{array}$$

$$\begin{array}{r} 8 \\ - 5 \\ \hline \end{array}$$

$$\begin{array}{r} 10 \\ - 3 \\ \hline \end{array}$$



# I Can Add and Subtract!

$5 + 2 = \underline{\quad}$

$7 - 4 = \underline{\quad}$

$10 + 5 = \underline{\quad}$

$7 - 7 = \underline{\quad}$


$8 - 6 = \underline{\quad}$

$6 + 9 = \underline{\quad}$

$5 - 3 = \underline{\quad}$

$2 + 8 = \underline{\quad}$

$6 + 1 = \underline{\quad}$



# I Can Add and Subtract!

$8 + 9 = \underline{\quad}$

$0 + 2 = \underline{\quad}$

$13 - 1 = \underline{\quad}$

$9 + 9 = \underline{\quad}$


$8 - 2 = \underline{\quad}$

$6 + 3 = \underline{\quad}$






$10 - 8 = \underline{\quad}$

$1 - 1 = \underline{\quad}$






$10 + 0 = \underline{\quad}$








# Fill in the Missing Numbers!








# Fill in the Missing Numbers!



# Fill in the Missing Numbers!



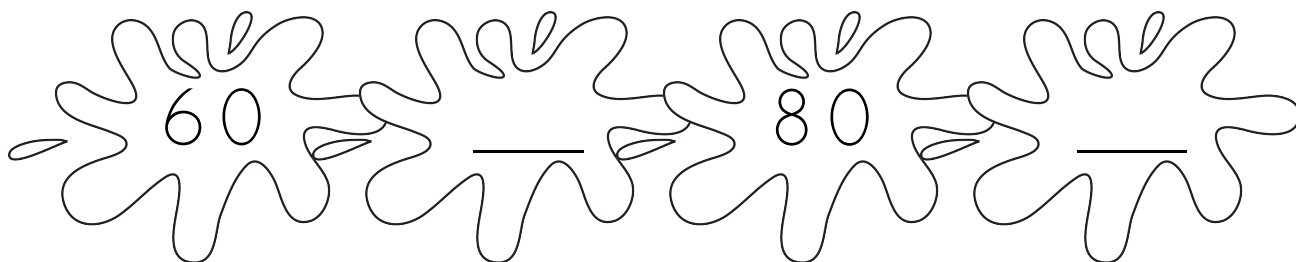




# Fill in the Missing Numbers!



# Fill in the Missing Numbers!

Count by 10s



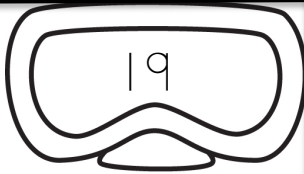


# Before and After


Look at the number on the bucket. Write the number that comes before and after.



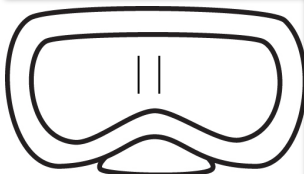
I can show numbers in a 10s frame!



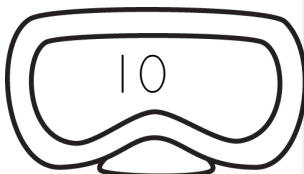

































# I Can Identify Place Value!

Tens

Ones

18

13

12

10

15

14

11

20

# I Can Identify Place Value!

Tens

Ones

28

63

72

79

35

46


23

91

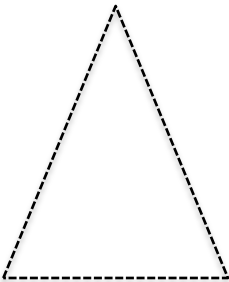
# How many Sides?



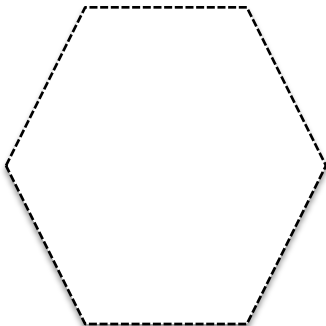
0



6



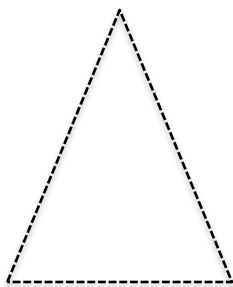
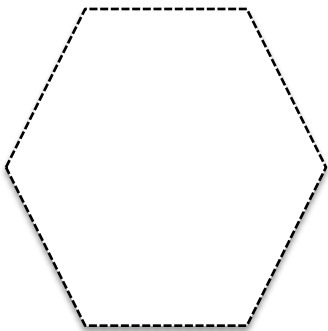


4



3

# How many Vertices?



3


4

6

0

# Summer Writing!

Write a story about your family.



---


---

---

---

# Summer Writing!

Write about your favorite foods to eat in the summer.



---

---


---

---



# Summer Writing!

Write about a day at the park.



---


---

---

---


# Summer Writing!

Write about a favorite memory from Kindergarten.




# Summer Writing!

Write about a vacation you took.

A large, empty rounded rectangular box with a thin black border, intended for the student to write their response.Four horizontal lines spanning the width of the page, providing additional space for writing.

# Summer Writing!

Write about a party you went to.



---

---

---

---

# Summer Writing Tic-Tac-Toe

## Can you get 3 in a row??

Write a story  
about a pool  
party.

Write the  
problem and  
solution for a  
book you read.

Write a story  
about an animal.

Write about  
your favorite  
subject in  
kindergarten.

Write about your  
favorite TV show.

Write about  
your best  
friend.

Write about  
your favorite  
field trip  
memory.

Write a new  
adventure for  
your favorite  
TV character.

Write about  
your favorite  
ice cream  
flavor.



# Summer Reading Tic-Tac-Toe

Can you get 3 in a row??

Read before  
bedtime every  
day for a week!

Read a a  
science book.

Read a book with  
a main character  
that is like you.

Read outside!

Read a book with a  
talking animal.

Read a book  
that is longer  
than 10 pages.

Read to a  
family member.

Read with a  
friend or sibling.

Go to the  
library and take  
out a book.



# Summer Reading Challenge

Color the ice cream cones as you read more books!

